



# Fund Update

for the quarter ended 30 June 2024

This fund update was first made publicly available on 26 July 2024

## What is the purpose of this update?

This document tells you how the ANZ Property Fund has performed and what fees were charged. The document will help you to compare the fund with other funds. AMP Wealth Management New Zealand Limited prepared this update in accordance with the Financial Markets Conduct Act 2013. This information is not audited and may be updated.

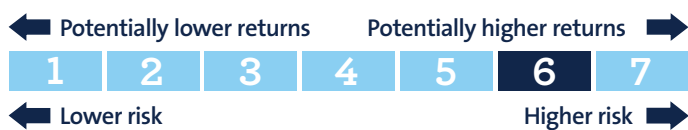
## Description of this fund

This is a single sector fund that aims to provide investors with long term capital growth through exposure to listed property in New Zealand and around the world. This fund is closed to new investors.

|                                 |              |
|---------------------------------|--------------|
| Total value of the fund         | \$6,253,250  |
| Number of investors in the fund | 410          |
| The date the fund started       | 28 July 2016 |

## What are the risks of investing?

Risk indicator for the ANZ Property Fund:



The risk indicator is rated from 1 (low) to 7 (high). The rating reflects how much the value of the fund's assets goes up and down. A higher risk generally means higher potential returns over time, but more ups and downs along the way.

To help you clarify your own attitude to risk, you can seek financial advice or work out your risk profile at [sorted.org.nz/tools/investor-profiler](https://sorted.org.nz/tools/investor-profiler).

Note that even the lowest category does not mean a risk-free investment, and there are other risks that are not captured by this rating.

This risk indicator is not a guarantee of a fund's future performance. The risk indicator is based on the returns data for the past 5 years. While risk indicators are usually relatively stable, they do shift from time to time. The risk indicator will continue to be updated in future fund updates.

### Specific risk

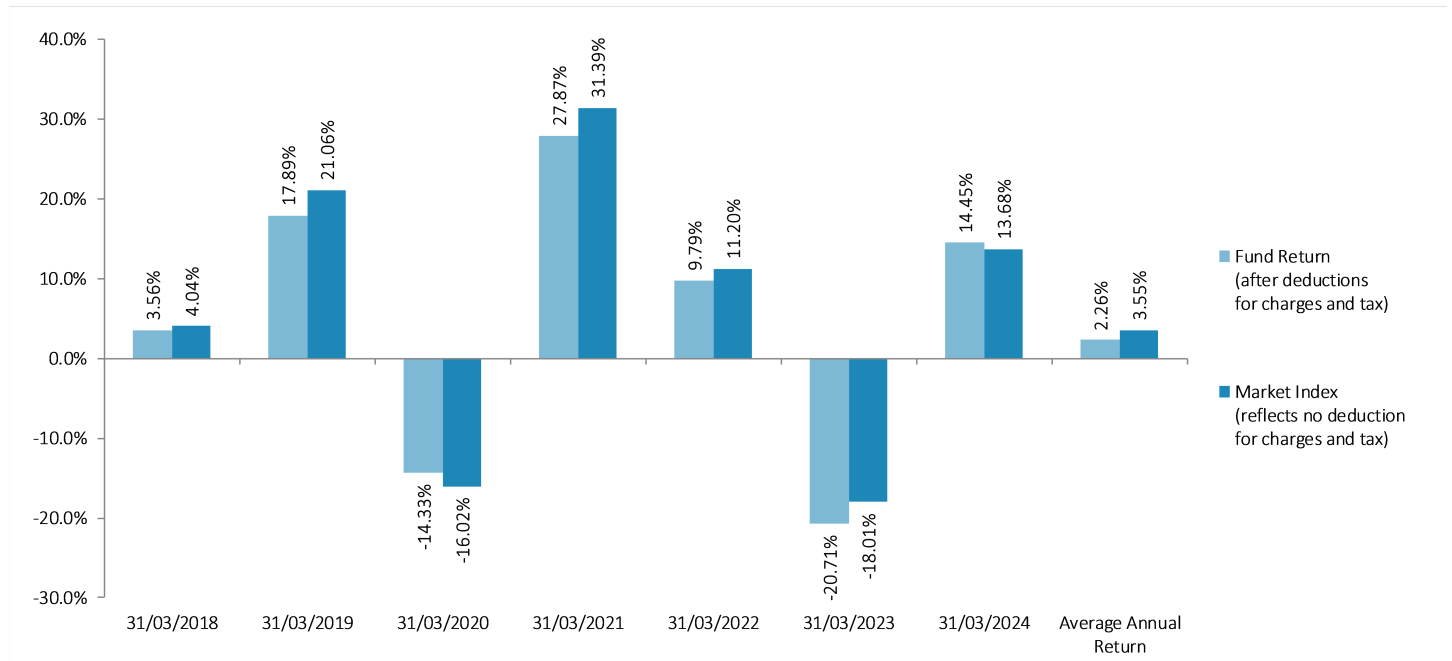
In addition to the general investment risks, you should be aware this fund is concentrated in a particular asset class and not diversified across multiple asset classes. At any given point, market conditions that cause one asset class to perform well may cause another asset class to perform poorly. This could result in negative or lower than expected returns compared to a fund which is diversified across multiple asset classes.

## How has the fund performed?

|  | Average over past 5 years <sup>1</sup> | Past year |
|--|--|-----------|
| <b>Annual return</b><br>(after deductions for charges and tax)                   | -0.08%                                 | 6.04%     |
| <b>Annual return</b><br>(after deductions for charges but before tax)            | 0.47%                                  | 7.15%     |
| <b>Market index annual return</b><br>(reflects no deduction for charges and tax) | 0.85%                                  | 6.50%     |

The market index annual return is based on 25% S&P/NZX All Real Estate (Industry Group) Gross with Imputation, 25% S&P/ASX 200 A-REIT (Sector) (TR) (100% hedged to NZD) and 50% FTSE EPRA/NAREIT Developed Rental Index Net TRI (100% hedged to NZD). Additional information about the market index is available on the offer register at [disclose-register.companiesoffice.govt.nz](https://disclose-register.companiesoffice.govt.nz). Index disclaimers can be found on the AMP website at [amp.co.nz/indexdisclaimers](https://amp.co.nz/indexdisclaimers).

## Annual return graph<sup>1</sup>



This shows the return after fund charges and tax for each year ending 31 March since the fund started. The last bar shows the average annual return since the fund started, up to 30 June 2024.

**Important:** This does not tell you how the fund will perform in the future.

Returns in this update are after tax at the highest prescribed investor rate (PIR) of tax for an individual New Zealand resident. Your tax may be lower.

## What fees are investors charged?

Investors in the ANZ Property Fund are charged fund charges. In the year to 31 March 2024 these were:

|  | % of net asset value  |
|--|---|
| <b>Total fund charges</b> (estimated) <sup>2</sup>                   | 1.09%   |
| Which are made up of -   |   |
| <b>Total management and administration charges</b> (estimated)       | 1.09%   |
| Including -  |   |
| Manager's basic fee  | 1.02%   |
| Other management and administration charges (estimated) <sup>3</sup> | 0.07%   |
| <b>Total performance-based fees</b>                                  | 0.00%   |
| <b>Other charges</b>   | Dollar amount per investor or description of how charge is calculated |
| Member fee   | \$23.40   |

Different member fees or fee rebates may apply to some members. Any different fees or rebates will be set out in the Member Booklet or supplement, if applicable, which you can request from your Adviser.

Investors may also be charged individual action fees for specific actions or decisions (for example, for withdrawing from or switching funds). See the 'Other Material Information' document on the entry relating to the offer of interests in the AMP KiwiSaver Scheme maintained on the offer register ([disclose-register.companiesoffice.govt.nz](https://disclose-register.companiesoffice.govt.nz)) for more information about those fees.

Small differences in fees and charges can have a big impact on your investment over the long term.

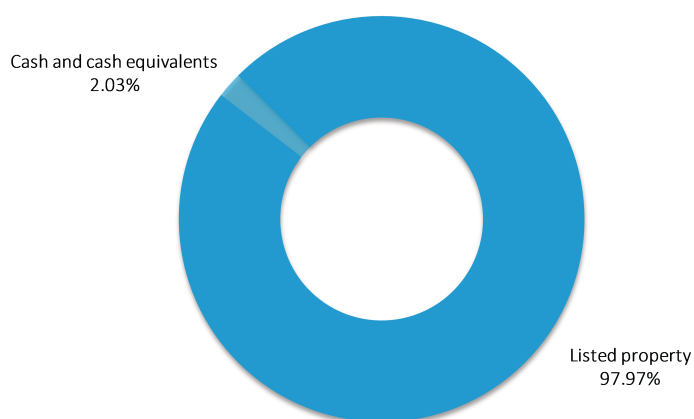
## Example of how this applies to an investor

Craig had \$10,000 in the fund at the start of the year and did not make any further contributions. At the end of the year, Craig received a return after fund charges were deducted of \$604.00 (that is 6.04% of his initial \$10,000). Craig also paid \$23.40 in other charges. This gives Craig a total return after tax of \$580.60 for the year.

## What does the fund invest in?

### Actual investment mix<sup>4</sup>

This shows the types of assets that the fund invests in.



### Target investment mix

This shows the mix of assets that the fund generally intends to invest in.

| Asset Type                   | Allocation |
|------------------------------|------------|
| Cash and cash equivalents    | 0.00%      |
| New Zealand fixed interest   | 0.00%      |
| International fixed interest | 0.00%      |
| Australasian equities        | 0.00%      |
| International equities       | 0.00%      |
| Listed property              | 100.00%    |
| Unlisted property            | 0.00%      |
| Commodities                  | 0.00%      |
| Other                        | 0.00%      |

### Top 10 investments<sup>4</sup>

| Name   | Percentage of fund net assets | Asset Type      | Country     | Credit rating (if applicable) |
|--|-------------------------------|-----------------|-------------|-------------------------------|
| 1 ANZ Wholesale International Property Securities Fund | 51.02%                        | Listed property | New Zealand | N/A                           |
| 2 ANZ Wholesale Trans-Tasman Property Securities Fund  | 48.98%                        | Listed property | New Zealand | N/A                           |
| 3 -  | -                             | -               | -           | -                             |
| 4 -  | -                             | -               | -           | -                             |
| 5 -  | -                             | -               | -           | -                             |
| 6 -  | -                             | -               | -           | -                             |
| 7 -  | -                             | -               | -           | -                             |
| 8 -  | -                             | -               | -           | -                             |
| 9 -  | -                             | -               | -           | -                             |
| 10 -   | -                             | -               | -           | -                             |

The top 10 investments make up 100.00% of the fund.

## Currency hedging

The fund will (or will invest in underlying funds that will) hedge foreign currency exposure back to New Zealand dollars.

## Key personnel

This shows the directors and employees who have the most impact on the investment decisions of the fund.

| Name                      | Current position            | Time in current position | Other current position  | Time in other current position |
|---------------------------|-----------------------------|--------------------------|---|--------------------------------|
| Jeffery Darren Ruscoe     | Investment Committee Member | 5 years and 3 months     | Managing Director, AMP Wealth Management New Zealand                                  | 2 years and 2 months           |
| Mark David Ennis          | Investment Committee Member | 3 years and 11 months    | Managing Director / Director, AdviceFirst Limited / AMP Wealth Management New Zealand | 4 years and 4 months           |
| Katie Priscilla Breatnach | Investment Committee Member | 1 year and 4 months      | Director / GM Legal & Governance, AMP Wealth Management New Zealand                   | 1 year and 7 months            |

## Further information

You can also obtain this information, the PDSs for the AMP KiwiSaver Scheme, and some additional information from the offer register at [disclose-register.companiesoffice.govt.nz](https://disclose-register.companiesoffice.govt.nz).

## Notes

- 1 In December 2021, ANZ New Zealand Investments Limited (ANZ) took over from AMP Capital Investors (New Zealand) Limited (AMP Capital), now known as Macquarie Asset Management (NZ) Limited (Macquarie), as the underlying fund manager for this fund. The fund performance in the table shows fund performance which relates to both ANZ and AMP Capital, now known as Macquarie.
- 2 The total fund charges are inclusive of any applicable GST.
- 3 The other management and administration charges include estimates of underlying fund charges provided by underlying fund managers.
- 4 The actual investment mix and top ten investments have been calculated excluding cash and cash equivalents held for operational purposes.

Phone 0800 267 5494  
Email [kiwisaver@amp.co.nz](mailto:kiwisaver@amp.co.nz)  
Web [amp.co.nz](http://amp.co.nz)

Follow Us On



Want to know more?

For more information about the Scheme, please visit [amp.co.nz/kiwisaver](http://amp.co.nz/kiwisaver), contact us on 0800 AMP KIWI (0800 267 5494) or talk to your Adviser today.